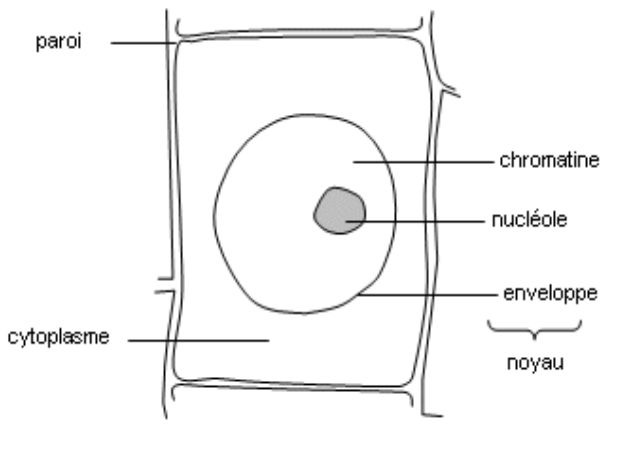
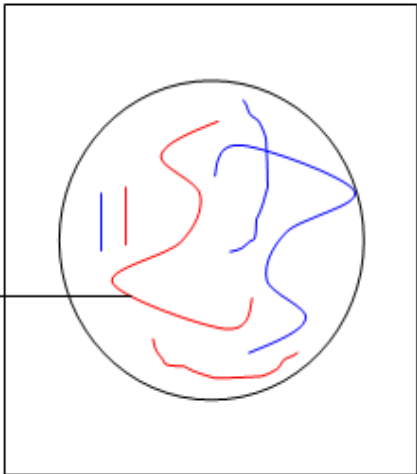
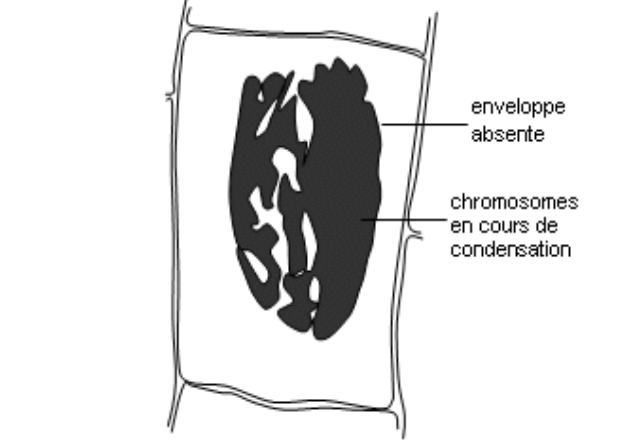
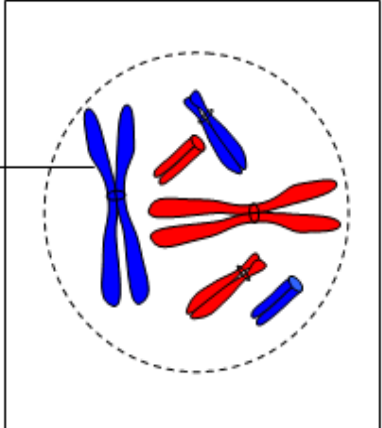
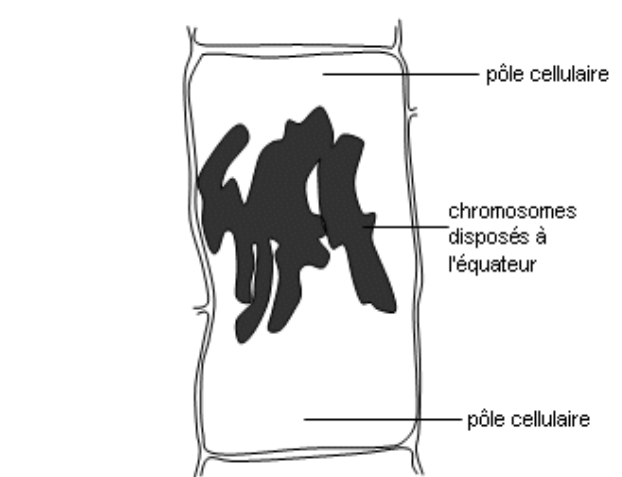
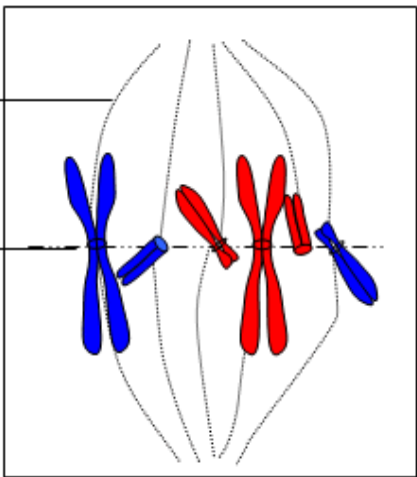


# Mitose chez les cellules végétales

stade	Dessin d'observation	Schéma d'interprétation (2n = 6)
interphase	 <p>paroi</p> <p>cytoplasme</p> <p>chromatine</p> <p>nucléole</p> <p>enveloppe</p> <p>noyau</p>	 <p>chromosome à 1 chromatide</p>
Prophase	 <p>enveloppe absente</p> <p>chromosomes en cours de condensation</p>	 <p>chromosome à 2 chromatides</p>
métaphase	 <p>pôle cellulaire</p> <p>chromosomes disposés à l'équateur</p> <p>pôle cellulaire</p>	 <p>fuseau</p> <p>équateur</p>

